

Beta

ITERIA INCORPORATE
2000 MOVINT

WORKER

2024



**PROMOZIONE VALIDA DAL
01/03/2024 AL 28/02/2025**

Prezzi netti I.V.A. esclusa

INDICE

**CASSETTE
CON BUSSOLE**



3-7

**VALIGIE, CESTELLI
E TROLLEY**



8-17

**CASSETTIERE
CON ASSORTIMENTO**



18-31

**ASSORTIMENTO
C45PRO**



32

**INSERTI
E CRICCHETTI**



33-34

Beta Worker è la linea di utensili pensata per rispondere alle esigenze dei professionisti con soluzioni essenziali e funzionali, caratterizzate da un ottimo rapporto qualità-prezzo.

Scegli l'assortimento più vicino alle tue necessità e scoprirai un perfetto alleato nel tuo lavoro quotidiano.

1/4"

009036042

BW 903E/C42

Assortimento di 13 chiavi a bussola esagonali, 18 inserti per avvitatori, 4 chiavi maschio esagonale piegate e 7 accessori, in cassetta di plastica

	BW 900	○	4-4,5-5-5,5-6-7-8-9-10-11-12-13-14 mm
	BW 900E/55	⊗	126 mm
	BW 900/25		
	BW 900/20		50 mm
	BW 900/20L		100 mm
	BW 900/42		115 mm
	BW 900/30		150 mm
	BW 96	○	1,3-1,5-2-2,5 mm
	BW 895/1	□	1/4 - ◇ 1/4
	BW 861LP	●	⊗ 0,6x4-0,8x5,5-1,2x6,5 mm
	BW 861PH	⊕	⊗ PH1-PH2-PH3
	BW 861PZ	⊕	⊗ PZ1-PZ2-PZ3
	BW 861PE	○	⊗ 3-4-5-6 mm
	BW 861TX	⊕	⊗ T10-T15-T20-T25-T30

X
42



€ 43,00

190x160x60 mm

3/8"

009136033

BW 913E/C33

Assortimento di 28 chiavi a bussola esagonali e 5 accessori, in cassetta di plastica

€ 59,00

X
33

	BW 910A	○	6-7-8-9-10-11-12-13-14-15-16-17-18-19-20-21-22-24 mm
	BW 910AL	○	8-9-10-12-13-14-17-19 mm
	BW 956C	○	16 mm (5/8") 21 mm (13/16")
	BW 910E/55	⊗	200 mm
	BW 910/25		
	BW 910/20		75 mm
	BW 910/22		150 mm
	BW 920/15F	□	1/2" - ■ 3/8"



285x210x84 mm

009236025







1/2"

BW 923E/C25

Assortimento di 20 chiavi a bussola esagonali e 5 accessori, in cassetta di plastica

€ 72,00

X
25

	BW 920A	○	8-9-10-11-12-13-14-15-16-17-18-19-20-21-22-23-24-27-30-32 mm
	BW 920E/55	⊗	264 mm
	BW 920/25		
	BW 920/21		125 mm
	BW 920/22		250 mm
	BW 910/16F	□	3/8"- 1/2"



285x210x84 mm

009236028




1/2" ○

BW 923E-PE/C18

Assortimento di 18 chiavi a bussola per viti con impronta esagonale, in cassetta di plastica

€ 63,00

X
18

 55 mm	BW 920PE	○	4-5-6-7-8-10-12 14-17-19 mm
 100 mm	BW 920PE-L	○	4-5-6-7-8 mm
 140 mm	BW 920PE-XL	○	10-12-14 mm



285x210x84 mm

009236018



BW 923E-TX/C18


Assortimento di 18 chiavi a bussola per viti con impronta Torx®, in cassetta di plastica

€ 56,00

X
18



285x210x84 mm

 55 mm	BW 920TX	⊙ T20-T25-T27-T30-T40-T45-T50-T55-T60-T70
 100 mm	BW 920TX-L	⊙ T20-T25-T27-T30-T40
 140 mm	BW 920TX-XL	⊙ T45-T50-T55

009236017



BW 923E-FTX/C17



Assortimento di 17 chiavi a bussola per viti con profilo Torx®, in cassetta di plastica

€ 40,00

X
17



285x210x84 mm

	BW 920FTX	⊙ E10-E12-E14-E16-E18-E20-E22-E24
	BW 920TX	⊙ T20-T25-T27-T30-T40-T45-T50-T55-T60

009286017

3/4"

BW 928E/C17

Assortimento di 12 chiavi a bussola esagonali e 5 accessori, in cassetta di plastica

€ 199,00

	BW 928A	○	22-24-27-30-32-34-36 38-41-46-50-55 mm
	BW 928/55	⊕	500 mm
	BW 928/25		
	BW 928/21		100 mm
	BW 928/22		200 mm
	BW 928/42		455 mm

555x370x92 mm

X
17



009036098









1/4" 1/2"

BW 903E/C98
















Assortimento di 45 chiavi a bussola esagonali, 35 inserti per avvitatori, 4 chiavi maschio esagonali piegate e 14 accessori, in cassetta di plastica

€ 119,00

X
98

	BW 900	○	4-4,5-5-5,5-6-7-8-9-10-11-12-13-14 mm
	BW 900L	○	6-7-8-9-10-11-12-13 mm
	BW 900E/55	⊕	126 mm
	BW 900/25		
	BW 900/20		50 mm
	BW 900/20L		100 mm
	BW 900/30		150 mm
	BW 900/42		115 mm








375x295x84 mm

	BW 910/16F	□ 3/8" - ■ 1/2"
	BW 895/6	□ 1/2" - ◇ 5/16"
	BW 895/1	□ 1/4" - ◇ 1/4"
	BW 892/0	● 1/4" - ■ 1/4"
	BW 861PH	⊕ ⊕ PH1-PH2
	BW 861PZ	⊕ ⊕ PZ1-PZ2
	BW 861PE	○ ⊕ 3-4-5-6 mm
	BW 861LP	● ⊕ 0,6x4-0,8x5,5-1,2x6,5 mm
	BW 861TX	⊕ ⊕ T10-T15-T20-T25-T27-T30
	BW 866LP	● ⊕ 1,6x8-1,6x10-2,0x12 mm
	BW 866PH	⊕ ⊕ PH3-PH4
	BW 866PZ	⊕ ⊕ PZ3-PZ4
	BW 866PE	○ ⊕ 7-8-10-12-14 mm
	BW 866TX	⊕ ⊕ T40-T45-T50-T55-T60-T70
	BW 96	○ 1,3-1,5-2-2,5 mm



1/4"

1/2"

	BW 920A	○	10-11-12-13-14-15-16-17-18-19-20-21- 22-24-27-30-32 mm
	BW 920AL	○	14-15-17-19-22 mm
	BW 956C	○	16 mm (5/8") - 21 mm (13/16")
	BW 920E/55	⊕	264 mm
	BW 920/25		
	BW 920/21		125 mm
	BW 920/22		250 mm

009036170

1/4" 3/8" 1/2"

BW 903E/C170

Assortimento di 74 chiavi a bussola esagonali, 42 inserti per avvitatori, 30 chiavi a bussola a giravite, 7 chiavi maschio esagonali piegate e 17 accessori, in cassetta di plastica

X
170

€ 199,00

453x375x90 mm



1/4"

	BW 900	○	4-4,5-5-5,5-6-7-8-9-10-11-12-13-14 mm
	BW 900L	○	4-5-6-7-8-9-10 mm
	BW 900E/55	⊕	126 mm
	BW 900/25		
	BW 900/20		50 mm
	BW 900/20L		100 mm
	BW 900/30		150 mm
	BW 900/42		115 mm
	BW 900FTX	⊗	E4-E5-E6-E7-E8
	BW 900LP	●	0,8x4-1,0x5,5-1,2x6,5-1,2x8 mm
	BW 900PH	⊕	PH0-PH1-PH2
	BW 900PZ	⊕	PZ0-PZ1-PZ2
	BW 900ME	○	3-4-5-6 mm
	BW 900TX	⊗	T08-T09-T10-T15-T20-T25-T27-T30
	BW 900RTX	⊗	T08-T09-T10-T15-T20-T25-T27-T30

3/8"

	BW 910A	○	10-11-12-13-14-15-16-17-18-19 mm
	BW 910AL	○	10-11-12-13-14-15 mm
	BW 910FTX	⊗	E10-E11-E12-E14-E16
	BW 956E	○	18 mm (11/16")
	BW 910E/55	⊕	200 mm
	BW 910/25		
	BW 910/22		150 mm

1/2"

	BW 920A	○	10-11-12-13-14-15-16-17-18-19-20-21-22-24-27-30-32 mm
	BW 920AL	○	16-17-18-19-22 mm
	BW 920FTX	⊗	E18-E20-E24
	BW 956C	○	16 mm (5/8") - 21 mm (13/16")
	BW 920E/55	⊕	264 mm
	BW 920/25		
	BW 920/21		125 mm
	BW 920/22		250 mm
	BW 910/16F	□ 3/8" - ■ 1/2"	

	BW 96	○	0,9-1,5-2-2,5-3-4-5 mm
	BW 895/4	□ 3/8" - ○ 5/16"	
	BW 895/6	□ 1/2" - ○ 5/16"	
	BW 895/1	○ 1/4" - □ 1/4"	
	BW 892/0	● 1/4" - ■ 1/4"	
	BW 861RTX	⊕ ⊗	T9-T10-T15-T20-T25-T27-T30-T40
	BW 861TX	⊗	T6-T7-T8
	BW 861RIBE	⊗	7-8-9 mm
	BW 861XZN	○	5-6-8 mm
	BW 866LP	●	1,6x8-1,6x10-2,0x12 mm
	BW 866PH	⊕	PH3-PH4
	BW 866PZ	⊕	PZ3-PZ4
	BW 866PE	○	7-8-10-12-14 mm
	BW 866TX	⊗	T40-T45-T50-T55-T60-T70
	BW 866RTX	⊗	T40-T45-T50-T55-T60-T70

020466116



1/2" 1/4"

BW 2046E/C116

Valigia con assortimento di 116 utensili per manutenzione generale, in plastica

X
116

€ 195,00

453x375x90 mm



1/4"

	BW 900	○	4-4,5-5-5,5-6-7-8-9-10-11-12-13-14 mm
	BW 900L	○	6-7-8-9-10-11-12-13 mm
	BW 900E/55	⊕	126 mm
	BW 900/25		
	BW 900/20		50 mm
	BW 900/20L		100 mm
	BW 900/30		150 mm
	BW 900/42		115 mm

1/2"

	BW 920A	○	10-11-12-13-14-15-16-17-18-19-20-21-22-24-27-30-32 mm
	BW 920AL	○	14-15-17-19-22 mm
	BW 956C	○	16 mm (5/8") - 21 mm (13/16")
	BW 920E/55	⊕	264 mm
	BW 920/25		
	BW 920/21		125 mm
	BW 920/22		250 mm
	BW 910/16F	□ 3/8" - ■ 1/2"	
	BW 895/6	□ 1/2" - ○ 5/16"	

	BW 895/1	□ 1/4" - ○ 1/4"
	BW 892/0	● 1/4" - ■ 1/4"
	BW 861PH	⊕ 10 PH1-PH2
	BW 861PZ	⊕ 10 PZ1-PZ2
	BW 861PE	○ 10 3-4-5-6 mm
	BW 861LP	● 10 0,6x4-0,8x5,5-1,2x6,5 mm
	BW 861TX	⊕ 10 T10-T15-T20-T25-T27-T30
	BW 866LP	● 10 1,6x8-1,6x10-2,0x12 mm
	BW 866PH	⊕ 10 PH3-PH4
	BW 866PZ	⊕ 10 PZ3- PZ4
	BW 866PE	○ 10 7-8-10-12-14 mm
	BW 866TX	⊕ 10 T40-T45-T50-T55-T60-T70
	BW 42	⊕ 7-8-9-10-11-12-13-14-15-16-17-18-19 mm
	BW 96/SC9	○ 1,5-2-2,5-3-4-5-6-8-10 mm

020476008



1/4" 1/2"

BW 2047E/C108

Valigia con assortimento di 108 utensili per manutenzione generale, in plastica

X
108

€ 245,00

555x370x92 mm



1/4"

	BW 900	○	4-4,5-5-5,5-6-7-8-9-10-11-12-13-14 mm
	BW 900E/55	⊗	126 mm
	BW 900/25		
	BW 900/20		50 mm
	BW 900/20L		100 mm
	BW 900/30		150 mm
	BW 900/42		115 mm

BW 860EA/31

●	⊗	BW 861LP	0,5x3-0,6x4,5-0,8x5,5-1,0x5,5-1,2x6,5-1,6x8 mm
⊕	⊗	BW 861PH	1-2-3
⊕	⊗	BW 861PZ	1-2-3
○	⊗	BW 861PE	2-3-4-5-6-8 mm
⊗	⊗	BW 861TX	T8-T9-T10-T15-T20 T25-T27-T30-T40
○	⊗	BW 861PQ	1-2-3 mm
○	⊗	BW 882M1	○ 1/4" - ● 1/4"



1/2"

	BW 920A	○	10-11-12-13-14-15-16-17-18-19-20-21-22-24-27-30-32 mm
	BW 956C	○	16 mm (5/8") - 21 mm (13/16")
	BW 920E/55	⊗	264 mm
	BW 920/25		
	BW 920/21		125 mm
	BW 920/22		250 mm
	BW 910/16F	□ 3/8" - ■ 1/2"	

	BW 895/1	□ 1/4" - ○ 1/4"	
	BW 42	⊗	7-8-9-10-11-12-13-14-15-16-17-18-19 mm
	BW 96/SC9	○	1,5-2-2,5-3-4-5-6-8-10 mm
	BW 1048		250 mm
	BW 1082BM	⊗	160 mm
	BW 1150BM	⊗	180 mm
	BW 1166BM	●	160 mm
	1201E	●	3x75-4x100-5,5x125 6,5x150mm
	1202E	⊕	PH1-PH2
	BW 1370	⊗	300 g

020546001



1 1/4"

X
100

BW 2054E-100

Valigia con assortimento di 100 utensili per manutenzione generale

- Vassoio morbido in EVA incluso

€ 239,00

400x300x140 mm



	BW 42	6-7-8-9-10-11-12-13-14-15-16-17-19 mm
	BW 96BPC/SC9	1,5-2-2,5-3-4-5-6-8-10 mm
	BW 1048	250 mm
	BW 1082BM	160 mm
	BW 1150BM	180 mm
	BW 1166BM	160 mm
	1201E	3x75-5,5x100-6,5x150 mm
	1202E	PH0x60-PH1x80-PH2x100 mm
	BW 1253	3,5x100 mm
	BW 1370	300 g
	BW 1692/3	3 m
	1770A	9 mm
	BW 1770RL	10x
	BW 1778SCL	170 mm
	BW 1725CR	150 mm

BW 860EA/31

	BW 861LP	0,5x3-0,6x4,5-0,8x5,5-1,0x5,5-1,2x6,5-1,6x8 mm
	BW 861PH	1-2-3
	BW 861PZ	1-2-3
	BW 861PE	2-3-4-5-6-8 mm
	BW 861TX	T8-T9-T10-T15-T20-T25-T27-T30-T40
	BW 861PQ	1-2-3 mm
	BW 882M1	○ 1/4 - ● 1/4



1 1/4"

	BW 882P/80	○ 1/4 - ● 1/4
	BW 895/1	○ 1/4 - □ 1/4
	BW 900	○ 4-4,5-5-5,5-6-7-8-9-10-11-12-13-14 mm
	BW 900/20	50 mm
	BW 900/20L	100 mm
	BW 900/25	
	BW 900/30	150 mm
	BW 900/42	115 mm
	BW 900/55	150 mm

020546002



14" 3/8"

BW 2054E-128

Valigia con assortimento di 128 utensili per manutenzione generale

- Vassoio morbido in EVA incluso

€ 289,00



BW 860EA/31

⊖	BW 861LP	0,5x3-0,6x4,5-0,8x5,5-1,0x5,5-1,2x6,5-1,6x8 mm
⊕	BW 861PH	1-2-3
⊕	BW 861PZ	1-2-3
○	BW 861PE	2-3-4-5-6-8 mm
⊕	BW 861TX	T8-T9-T10-T15-T20 T25-T27-T30-T40
○	BW 861PQ	1-2-3 mm
○	BW 882M1	○ 1/4 - ● 1/4



BW 1256/C21-1

⊖	BW 1256LP	1,5-2-2,5 mm
⊕	BW 1256PH	PH0-PH1
⊕	BW 1256PZ	PZ0-PZ1
○	BW 1256PE	0,7-0,9-1,3-1,5-2-2,5-3 mm
⊕	BW 1256TX	T4-T5-T6-T7
⊕	BW 1256RTX	T8-T10-T15
4 mm		99 mm



400x300x140 mm

X
128

	BW 42	⊖	7-8-9-10-11-12-13-14-15-16-17-19 mm
	BW 96BPC/SC9	○	1,5-2-2,5-3-4-5-6-8-10 mm
	BW 1048		250 mm
	BW 1082BM	⌘	160 mm
	BW 1150BM	≡	180 mm
	BW 1166BM	●	160 mm
	1201E	●	3x75-5,5x100-6,5x150 mm
	1202E	⊕	PH0x60-PH1x80-PH2x100 mm
	BW 1128BMX		150 mm
	BW 1370	⚒	300 g
	BW 1692/3		3 m
	1771		18 mm
	BW 1771RL		10x
	BW 1833S		105 mm (pila 1xAA - non inclusa)

1/4"

	BW 895/1	○ 1/4 - □ 1/4
	BW 900	○ 4-4,5-5-5,5-6-7-8-9-10-11-12-13 mm
	BW 900/20L	100 mm
	BW 900/25	
	BW 900/30	150 mm
	BW 900/42	115 mm
	BW 900/55	⊕ 150 mm

3/8"

	BW 910A	○ 14-15-17-18-19-22-24 mm
	BW 910/22	150 mm
	BW 910/25	
	BW 910/55	⊕ 200 mm
	BW 920/15F	□ 1/2" - ■ 3/8"

☎ 020566010



1/4" 1/2"

BW 2056E

Valigia con assortimento di 163 utensili per manutenzione generale

- Pannello interno removibile
- Vassoio morbido in EVA incluso

€ 365,00

☰ 465x330x170 mm



☎ 020566110



1/4" 1/2"

BW 2056T/E

Valigia trolley con assortimento di 163 utensili per manutenzione generale

- Manico telescopico regolabile
- Pannello interno removibile
- Vassoio morbido in EVA incluso

€ 399,00

☰ 465x330x225 mm



ASSORTIMENTO 163 UTENSILI

	BW 42	☰	8-9-10-11-12-13-14-15-16-17-18-19 mm		1202E	⊕	PH1x80-PH2x100 mm
	BW 96BPC/SC9	○	1,5-2-2,5-3-4-5-6-8-10 mm		1209E/PZ	⊕	PZ1x80-PZ2x100 mm
	BW 111		250 mm		BW 1128BMX		150 mm
	BW 1048		250 mm		BW 1253	●	3,5x100 mm
	BW 1082BM	⚡	160 mm		BW 1370	➤	300 g
	BW 1150BM	≡	180 mm		BW 1692/5		5 m
	BW 1166BM	●	160 mm		BW 1725CR		150 mm
	1201E	●	2,5x50-3x75-4x125-5,5x150-6,5x150-8x150 mm		1771		18 mm

1/4"

	BW 895/1	○	1/4 - □ 1/4
	BW 900	○	4-4,5-5-5,5-6-7-8-9-10-11-12-13-14 mm
	BW 900/20		50 mm
	BW 900/20L		100 mm
	BW 900/25		
	BW 900/30		150 mm
	BW 900/42		115 mm
	BW 900/55	⊕	150 mm

1/2"

	BW 920A	○	10-11-12-13-14-15-16-17-18-19-21-22-24 mm
	BW 920/21		125 mm
	BW 920/22		250 mm
	BW 910/16F	□ 3/8" - ■ 1/2"	
	BW 920/25		
	BW 920/55	⊕	260 mm

BW 861/C61

●	☰	BW 861LP	0,5x3 (2)-0,5x4(2)-0,6x4,5(2)-0,8x5(2)-1,0x5,5(2)-1,0x6(2)-1,6x8(2) mm
⊕	☰	BW 861PH	PH0(2)-PH1(7)-PH2(7)-PH3(2)
⊕	☰	BW 861PZ	PZ0(2)-PZ1(3)-PZ2(3)-PZ3(2)
○	☰	BW 861PE	1,5-2-2,5-3-4-4,5-5-5,5-6-8 mm
⊕	☰	BW 861TX	T9-T10-T15-T20-T25 T27-T30-T40
	☰	BW 882M1	○ 1/4 - ● 1/4



BW 1256/C21-1

●	☰	BW 1256LP	1,5-2-2,5 mm
⊕	☰	BW 1256PH	PH0-PH1
⊕	☰	BW 1256PZ	PZ0-PZ1
○	☰	BW 1256PE	0,7-0,9-1,3-1,5-2-2,5-3 mm
⊕	☰	BW 1256TX	T4-T5-T6-T7
⊕	☰	BW 1256RTX	T8-T10-T15
4 mm	☰		99 mm



020566022



X
147

BW 2056E 12V/19P

Valigia con assortimento di 147 UTENSILI per manutenzione generale incluso il nuovo TRAPANO AVVITATORE 12V

- Pannello interno removibile
- Vassoio morbido in EVA incluso

€ 449,00



NOVITÀ

Guarda il video



	BW 42		8-9-10-11-12-13-14-15-16-17-18-19 mm
	BW 96BPC/SC9		1,5-2-2,5-3-4-5-6-8-10 mm
	BW 111		250 mm
	BW 1048		250 mm
	BW 1082BM		160 mm
	BW 1150BM		180 mm
	BW 1166BM		160 mm
	1201E		2,5x50-3x75-4x125-5,5x150-6,5x150-8x150 mm
	1202E		PH1x80-PH2x100 mm
	1209E/PZ		PZ1x80-PZ2x100 mm
	BW 1128BMX		150 mm
	BW 1253		3,5x100 mm
	BW 1370		300 g
	BW 1692/5		5 m
	BW 1725CR		150 mm
	1771		18 mm
	BW 1696		300 mm

	1972/12V-10	
	1994BL 12V-2AH	
	1994CB 12V	
	410/SEL19	Ø 1±10x0,5 mm

1/4"

	BW 895/1		□ 1/4 - □ 1/4
	BW 900		4-4,5-5-5,5-6-7-8-9-10-11-12-13-14 mm
	BW 900/20		50 mm
	BW 900/20L		100 mm
	BW 900/25		
	BW 900/30		150 mm
	BW 900/42		115 mm
	BW 900/55		150 mm

BW 861/C61

		BW 861LP	0,5x3 (2)-0,5x4(2)-0,6x4,5(2)-0,8x5(2)-1,0x5,5(2)-1,0x6(2)-1,6x8(2) mm
		BW 861PH	PH0(2)-PH1(7)-PH2(7)-PH3(2)
		BW 861PZ	PZ0(2)-PZ1(3)-PZ2(3)-PZ3(2)
		BW 861PE	1,5-2-2,5-3-4-4,5-5-5,5-6-8 mm
		BW 861TX	T9-T10-T15-T20-T25 T27-T30-T40
		BW 882M1	□ 1/4 - ● 1/4



021206911

12"

BW 2120L-E/T91

Cestello in lamiera con assortimento di 91 utensili per manutenzione generale, in termoformato rigido in ABS

X
91

€ 295,00



550x200x210 mm

12"



BW 920A	○	10-11-12-13-14-15-16-17-18-19-20-21-22-23-24-27-30-32 mm	20
BW 920/55	⊗	250 mm	
BW 920/25			



BW 920/21	○	125 mm	5
BW 920/22		250 mm	
BW 910/16F	□	3/8" - 1/2"	
BW 1048		250 mm	
1771		18 mm	



BW 42	⊖	8-9-10-11-12-13-14-15-16-17-19 mm	20
BW 96/SC9	○	1,5-2-2,5-3-4-5-6-8-10 mm	



1201E	●	2,5x50-3x75-4x100-5,5x125-6,5x150 mm	6
1201EN	●	4x30 mm	



BW 860EA/31	⊕ ⊖ ⊕ ⊕ ⊕ ⊕ ⊕		37
BW 895/1	○	1/4 - □ 1/4	
BW 900/30		150 mm	
1202E	⊕	PH0x60-PH1x80-PH2x100 mm	
1202EN	⊕	PH1x30 mm	



BW 1082BM	⌢	160 mm	3
BW 1150BM	≡	180 mm	
BW 1166BM	●	160 mm	

022006130

BW C22E

Cassettera portatile 3 cassetti

- 3 cassetti da 435x210x50 mm, montati su guide telescopiche a sfera
- Vano superiore da 505x256x60 mm
- Serratura centralizzata frontale
- Maniglia sul coperchio
- Maniglie laterali a scomparsa per il trasporto

n°	h	max
3	50 mm	5 kg

€ 117,00

510x268x350 mm

20 kg



022006201

BW 2200E/21

Cassettera portatile con assortimento di 159 utensili, in vassoio morbido in EVA



€ 373,00

510x268x350 mm

12" 14"

X
159

	BW 1048	250 mm
	BW 1128BMX	150 mm
	BW 1370	300 g
	BW 1692	5 m



BW 96BPC/SC9 ○ 1,5-2-2,5-3-4-5-6-8-10 mm
1201E ● 2,5x50-3x75-4x100-5,5x125 mm
1201EN ● 4X30
1202E ● PH1X80-PH2X100
1202EN ● PH1X30 mm
BW 1253 ● 3,5x100 mm



BW 42 ○ 8-10-11-12-13-14-15-17-19 mm
BW 1082BM † 160 mm
BW 1150BM = 180 mm
1770A 9 mm
BW 1770RL 10x

14"
12"



BW 861/C61 ○ ● ● ● ● ● ● ● ● ● ●
BW 1256/C21-1 ○ 4 mm
BW 900/55 † 150 mm
BW 920/55 † 260 mm
BW 900/25 †
BW 900/42 † 115 mm
BW 895/1 ○ †
BW 900 † ○ 4-4,5-5-5,5-6-7-8-9-10-11-12-13-14 mm
BW 900/20 † 50 mm
BW 900/20L † 100 mm
BW 920/25 †
BW 920/22 † 250 mm
BW 910/16F † 3/8" - 1/2"
BW 920A † ○ 13-14-15-16-17-18-19-21-22 mm

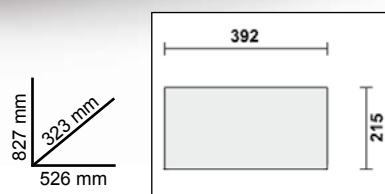
043006003

BW C43

€ 159,00

Trolley portautensili a tre moduli sovrapponibili

- Struttura in lamiera e materiale plastico
- 3 moduli separabili:
 - 1 cestello superiore, altezza 222 mm
 - 1 modulo centrale, altezza 168 mm con 2 cassette altezza 60 mm
 - 1 modulo inferiore, altezza 332 mm con sportello basculante altezza 280 mm con ruote
- Ruote ø 128 mm
- Manico telescopico regolabile in 4 posizioni
- Sistema di sgancio dei moduli con accesso a tutti i diversi scomparti portautensili
- Cestello superiore con vassoio portaoggetti interno rimovibile e 2 portaminuterie integrati nel coperchio



3 moduli sovrapponibili



043006201

BW 4300E/21

Trolley portautensili BW C43
con assortimento di 212 utensili universali

€ 499,00



X
212

	BW 42		7-8-9-10-11-12-13-14-15-16-17-18-19-22 mm
	BW 96BPC/SC9		1,5-2-2,5-3-4-5-6-8-10 mm
	BW 111		200 mm
	BW 1048		250 mm
	BW 1052		240 mm
	BW 1082BM		160 mm
	BW 1150BM		180 mm
	BW 1166BM		160 mm
	1201E		2,5x50-3x75-4x100-5,5x150-6,5x150 mm
	1201EN		4x30 mm
	1202E		PH0x60-PH1x80-PH2x100 mm
	1202EN		PH1x30 mm
	BW 1128BMX		150 mm
	BW 1253		3,5x100 mm
	BW 1370		300 g
	BW 1390		Ø 35 mm
	BW 1692		3 m
	BW 1696		300 mm
	1771		18 mm
	BW 1771RL		10x
	BW 1725CR		150 mm
	BW 1098		220 mm
	BW 1719BMA...P		200 mm
	BW 1719BMA...M		200 mm
	BW 1719BMA...R		200 mm
	BW 1833S		105 mm (pile 1xAA - non incluse)

BW 861/C61

	BW 861LP	0,5x3 (2)-0,5x4(2)-0,6x4,5(2)-0,8x5(2)-1,0x5,5(2)-1,0x6(2)-1,6x8(2) mm
	BW 861PH	PH0(2)-PH1(7)-PH2(7)-PH3(2)
	BW 861PZ	PZ0(2)-PZ1(3)-PZ2(3)-PZ3(2)
	BW 861PE	1,5-2-2,5-3-4-4,5-5-5,5-6-8 mm
	BW 861TX	T9-T10-T15-T20-T25 T27-T30-T40
	BW 882M1	○ 1/4 - ● 1/4



BW 1256/C21-1

	BW 1256LP	1,5-2-2,5 mm
	BW 1256PH	PH0-PH1
	BW 1256PZ	PZ0-PZ1
	BW 1256PE	0,7-0,9-1,3-1,5-2-2,5-3 mm
	BW 1256TX	T4-T5-T6-T7
	BW 1256RTX	T8-T10-T15
	4 mm	99 mm



BW 903E/C42

	BW 900		4-4,5-5-5,5-6-7-8-9-10-11-12-13-14 mm
	BW 900E/55		126 mm
	BW 900/25		
	BW 900/20		50 mm
	BW 900/20L		100 mm
	BW 900/42		115 mm
	BW 900/30		150 mm
	BW 96		1,3-1,5-2-2,5 mm
	BW 895/1		1/4 - □ 1/4
	BW 861LP		0,6x4-0,8x5,5-1,2x6,5 mm
	BW 861PH		PH1-PH2-PH3
	BW 861PZ		PZ1-PZ2-PZ3
	BW 861PE		3-4-5-6 mm
	BW 861TX		T10-T15-T20-T25-T30



BW 923E/C25

	BW 920A		8-9-10-11-12-13-14-15-16-17-18-19-20-21-22-23-24-27-30-32 mm
	BW 920E/55		264 mm
	BW 920/25		
	BW 920/21		125 mm
	BW 920/22		250 mm
	BW 910/16F		3/8" - ■ 1/2"





BW 5000S/3M

Carrello di servizio con tre cassetti e assortimento di 189 utensili

- Piano di lavoro termoplastico
- 3 cassetti da 588x367 mm altezza 70 mm, montati su guide telescopiche a sfera
- Piano dei cassetti protetto da tappetini di gomma espansa
- Serratura di sicurezza centralizzata frontale
- Pratico portagiravite laterale incluso
- Due portabombolette laterali integrati nella struttura
- Ampio ripiano inferiore protetto con tappetino in gomma antiolio e antibenzina
- Quattro ruote Ø 125 mm: 2 fisse e 2 girevoli (una con freno)
- Capacità di carico statico: 400 kg
- Portata di ogni cassetto: 15 kg uniformemente distribuiti

**X
189**

400 kg

€ 749,00

**SPAZIOSO VANO
PER RIPORRE OGGETTI
PIÙ VOLUMINOSI**



n°	h	↓ max
3	70 mm	15 kg



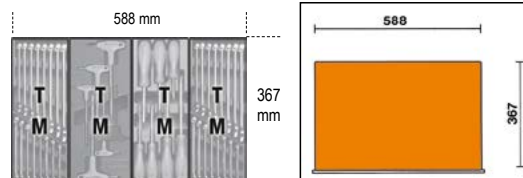
050006331



050006332



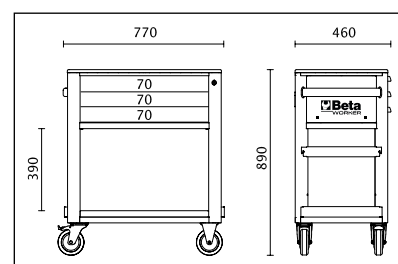
050006333



Sistema di apertura in nylon rinforzato



Ruote con nucleo in metallo per una maggior resistenza





31

BW 42 6-7-8-9-10-11-12-13-14-15-16-17-18-19-20-21-22-23-24 mm
1201E 2,5x50-3x75-4x100-5,5x125-6,5x150-8x200 mm
1202E PH0x60-PH1x80-PH2x100-PH3x150 mm
1201EN 4x30 mm
1202EN PH1x30 mm

13

BW 32 Ø 4 mm
BW 34 150 mm
BW 36 150 mm
BW 1048 250 mm

BW 1082BM 160 mm
BW 1150BM 180 mm
BW 1166BM 200 mm
BW 1370 500 g
BW 1390 Ø 35 mm

1032 Ø 180 mm
1034 Ø 170 mm
1036 Ø 175 mm
1038 Ø 175 mm

145

1/4" **BW 900** Ø 4-4,5-5-5,5-6-7-8-9-10-11-12-13-14 mm
BW 900ME Ø 3-4-5-6-7-8 mm
BW 900TX T06-T07-T08-T09-T10-T15-T20-T25
BW 900/20 50 mm
BW 900/20L 100 mm
BW 900/25
BW 900/30 150 mm
BW 900/42 115 mm
BW 900/55 150 mm
BW 895/1 Ø 1/4" - □ 1/4"

BW 96BPC/SC9 Ø 1,5-2-2,5-3-4-5-6-8-10 mm
BW 111 250 mm

1/2" **BW 920A** Ø 8-9-10-11-12-13-14-15-16-17-18-19-20-21-22-23-24-27-30-32 mm
BW 920PE Ø 5-6-7-8-9-10-12-14 mm
BW 920TX T27-T30-T40-T45-T50-T55-T60
BW 920/21 125 mm
BW 920/22 250 mm
BW 910/16F □ 3/8" - ■ 1/2"
BW 920/25
BW 920/55 260 mm

BW 861/C61

	BW 861LP	0,5x3 (2)-0,5x4(2)-0,6x4,5(2)-0,8x5(2)-1,0x5,5(2)-1,0x6(2)-1,6x8(2) mm
	BW 861PH	PH0(2)-PH1(7)-PH2(7)-PH3(2)
	BW 861PZ	PZ0(2)-PZ1(3)-PZ2(3)-PZ3(2)
	BW 861PE	1,5-2-2,5-3-4-4,5-5-5,5-6-8 mm
	BW 861TX	T9-T10-T15-T20-T25 T27-T30-T40
	BW 882M1	Ø 1/4 - ● 1/4

024006201



BW C04BOX-A VU

Cassettiera con sei cassetti e assortimento di 196 utensili universali in vassoio morbido in EVA

- Piano di lavoro in ABS con 6 vaschette portaminuterie
- 6 cassetti da 570x410 mm, montati su guide telescopiche a sfera
- Piano dei cassetti protetto da tappetini di gomma espansa
- Quattro ruote Ø 125 mm: 2 fisse e 2 girevoli con freno
- Serratura di sicurezza centralizzata frontale
- Capacità di carico statico: 150 kg

X
196

150 kg

€ 699,00

**PREZZO
IMBATTIBILE!**



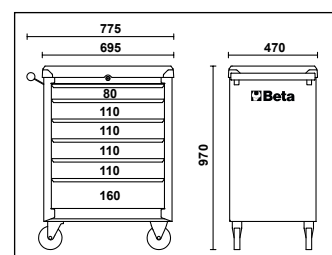
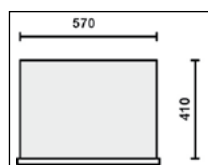
Piano di lavoro in ABS con 6 vaschette portaminuterie



Ruote con nucleo in metallo per una maggior resistenza



n°	h	max
1	80 mm	20 kg
4	110 mm	20 kg
1	160 mm	25 kg





36

BW 42	6-7-8-9-10-11-12-13-14-15-16-17-19-21-22-24 mm	BW 1128BMX 1201E	150 mm
BW 96BPC/SC9	1,5-2-2,5-3-4-5-6-8-10 mm		3,5x100-5,5x150-6,5x150 mm
BW 1719BMA8/P	200 mm	1201EN	4x30 mm
BW 1719BMA8/M	200 mm	1202E	PH1x80-PH2x100 mm
BW 1719BMA8/R	200 mm	1202EN	PH1x30

23

BW 31	Ø 2-3-4-5-6 mm	BW 1166BM	160 mm
1771	18 mm	BW 1692/3	3 m
BW 1048	250 mm	BW 1370	300 g
BW 1082BM	160 mm	BW 1390	Ø 35 mm
BW 1150BM	180 mm	BW 1771RL	10x 18 mm

137

14

BW 900	4-4,5-5-5,5-6-7-8-9-10-11-12-13-14 mm
BW 900L	6-7-8-9-10-11-12-13 mm
BW 895/1	1/4 - 1/4
BW 900/20	50 mm
BW 900/20L	100 mm
BW 900/25	
BW 900/30	150 mm
BW 900/42	115 mm
BW 900/55	150 mm

12

BW 920A	12-13-14-15-16-17-18-19-20-21-22-24-27-30-32 mm
BW 920AL	14-15-17-19 mm
BW 920/21	125 mm
BW 920/22	250 mm
BW 910/16F	3/8" - 1/2"
BW 920/25	
BW 920/55	260 mm
BW 956C	16-20,8 mm

4

BW 1256LP	1,5-2-2,5 mm
BW 1256PH	PH0-PH1
BW 1256PZ	PZ0-PZ1
BW 1256PE	0,7-0,9-1,3-1,5-2-2,5-3 mm
BW 1256TX	T4-T5-T6-T7
BW 1256RTX	T8-T10-T15
4 mm	99 mm

14

BW 861LP	0,5x3 (2)-0,5x4(2)-0,6x4,5(2)-0,8x5(2)-1,0x5,5(2)-1,0x6(2)-1,6x8(2) mm
BW 861PH	PH0(2)-PH1(7)-PH2(7)-PH3(2)
BW 861PZ	PZ0(2)-PZ1(3)-PZ2(3)-PZ3(2)
BW 861PE	1,5-2-2,5-3-4-4,5-5-5,5-6-8 mm
BW 861TX	T9-T10-T15-T20-T25 T27-T30-T40
BW 882M1	1/4 - 1/4

12

BW 920A	12-13-14-15-16-17-18-19-20-21-22-24-27-30-32 mm
BW 920AL	14-15-17-19 mm
BW 920/21	125 mm
BW 920/22	250 mm
BW 910/16F	3/8" - 1/2"
BW 920/25	
BW 920/55	260 mm
BW 956C	16-20,8 mm

4

BW 1256LP	1,5-2-2,5 mm
BW 1256PH	PH0-PH1
BW 1256PZ	PZ0-PZ1
BW 1256PE	0,7-0,9-1,3-1,5-2-2,5-3 mm
BW 1256TX	T4-T5-T6-T7
BW 1256RTX	T8-T10-T15
4 mm	99 mm

21

BW 2400S 7/I-S

Cassettiera mobile con sette cassetti e assortimento di 235 utensili

- 7 cassetti da 588x367 mm, montati su guide telescopiche a sfera:
- 5 cassetti altezza 70 mm
- 1 cassetto altezza 140 mm
- 1 cassetto altezza 210 mm
- Piano dei cassetti protetto da tappetini di gomma espansa
- Quattro ruote Ø 125 mm: 2 fisse e 2 girevoli (una con freno)
- Serratura di sicurezza centralizzata frontale
- Capacità di carico statico: 800 kg
- Piano di lavoro termoplastico
- Portaflaconi laterale integrato

X
235

800 kg



€ 999,00



024006220

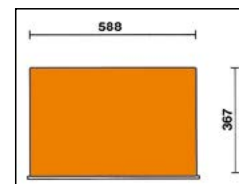



024006232



024006233

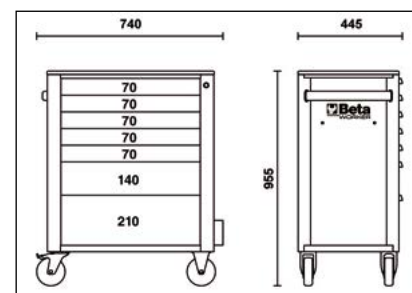
n°	h	max
5	70 mm	25 kg
1	140 mm	30 kg
1	210 mm	30 kg



Sistema di apertura in nylon rinforzato



Ruote con nucleo in metallo per una maggior resistenza





- 1201E Ⓞ 2,5x50-3x75-4x100-5,5x125-6,5x150-8x200 mm
 1201EN Ⓞ 4x30 mm
 1202E Ⓞ PH0x60-PH1x80-PH2x100-PH3x150 mm
 1202EN Ⓞ PH1x30 mm
 1207E/TX Ⓞ T6-T7-T8-T9-T10-T15-T20-T25-T27-T30-T40
 BW 96BPC/SC9 Ⓞ 1,5-2-2,5-3-4-5-6-8-10 mm



- BW 42 Ⓞ 6-7-8-9-10-11-12-13-14-15-16-17-18-19-20-21-22-23-24-27-30-32 mm
 BW 96BPC/SC9 Ⓞ 1,5-2-2,5-3-4-5-6-8-10 mm



- BW 32 Ⓞ 4 mm
 BW 34 150 mm
 BW 36 150 mm
 1032 Ⓞ 19+60 mm
 1034 Ⓞ 19+60 mm
 1036 Ⓞ 19+60 mm
 1038 Ⓞ 19+60 mm
 BW 1048 250 mm
 BW 1082BM ⚓ 160 mm
 BW 1150BM ⚓ 180 mm
 BW 1166BM Ⓞ 200 mm
 BW 1370 ⚖ 500 g
 BW 1390 Ⓞ 35 mm



- 1/4"** BW 900 Ⓞ 4-4,5-5-5,5-6-7-8-9-10-11-12-13-14 mm
 BW 900L Ⓞ 4-4,5-5-5,5-6-7-8-9-10-11-12-13-14 mm
 BW 900ME Ⓞ 3-4-5-6-7-8 mm
 BW 900TX Ⓞ T6-T7-T8-T9-T10-T15-T20-T25
 BW 895/1 Ⓞ 1/4 - □ 1/4
 BW 900/20 50 mm
 BW 900/20L 100 mm
 BW 900/25 100 mm
 BW 900/30 150 mm
 BW 900/42 115 mm
 BW 900/55 Ⓞ 150 mm
1/2" BW 920A Ⓞ 8-9-10-11-12-13-14-15-16-17-18-19-20-21-22-23-24-27-30-32 mm
 BW 920AL Ⓞ 10-12-13-14-15-16-17-18-19-21-22 mm
 BW 920PE Ⓞ 5-6-7-8-9-10-12-14 mm
 BW 920TX Ⓞ T27-T30-T40-T45-T50-T55-T60
 BW 920/21 125 mm
 BW 920/22 250 mm
 BW 910/16F □ 3/8" - ■ 1/2"
 BW 920/25 125 mm
 BW 920/55 Ⓞ 260 mm

BW 861/C61 Ⓞ

Ⓞ	BW 861LP	0,5x3 (2)-0,5x4(2)-0,6x4,5(2)-0,8x5(2)-1,0x5,5(2)-1,0x6(2)-1,6x8(2) mm
Ⓞ	BW 861PH	PH0(2)-PH1(7)-PH2(7)-PH3(2)
Ⓞ	BW 861PZ	PZ0(2)-PZ1(3)-PZ2(3)-PZ3(2)
Ⓞ	BW 861PE	1,5-2-2,5-3-4-4,5-5-5,5-6-8 mm
Ⓞ	BW 861TX	T9-T10-T15-T20-T25 T27-T30-T40
Ⓞ	BW 882M1	Ⓞ 1/4 - ● 1/4



BW 2400S 7/E-M

Cassettiera mobile con sette cassetti e assortimento di 309 utensili

- 7 cassetti da 588x367 mm, montati su guide telescopiche a sfera:
- 5 cassetti altezza 70 mm
- 1 cassetto altezza 140 mm
- 1 cassetto altezza 210 mm
- Piano dei cassetti protetto da tappetini di gomma espansa
- Quattro ruote Ø 125 mm:
- 2 fisse e 2 girevoli (una con freno)
- Serratura di sicurezza centralizzata frontale
- Capacità di carico statico: 800 kg
- Piano di lavoro termoplastico
- Portaflaconi laterale integrato

X
309

800 kg



€ 1.249,00




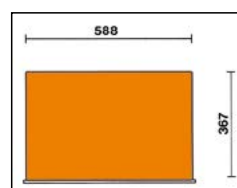
024006224



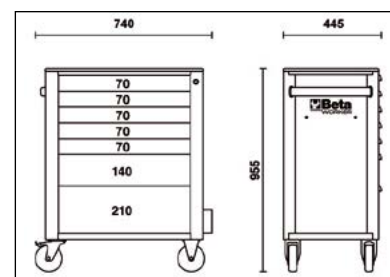
024006225



024006226



n°	h	max
5	70 mm	25 kg
1	140 mm	30 kg
1	210 mm	30 kg




Sistema di apertura in nylon rinforzato



Ruote con nucleo in metallo per una maggior resistenza





73

BW 32 Ø 4 mm
BW 34 150 mm
BW 36 150 mm
1032 ○ 19+60 mm
1034 ○ 19+60 mm
1036 ● 19+60 mm
1038 ● 19+60 mm

BW 1048 250 mm
BW 1082BM ≡ 160 mm
BW 1150BM ≡ 180 mm
BW 1166BM ● 200 mm
BW 1370 ≡ 500 g
BW 1390 Ø 35 mm



37

BW 42 ○ 6-7-8-9-10-11-12-13-14-15-16-17-18-19-20-21-22-23-24-27-30-32 mm
BW 96BPC/SC9 ○ 1,5-2-2,5-3-4-5-6-8-10 mm



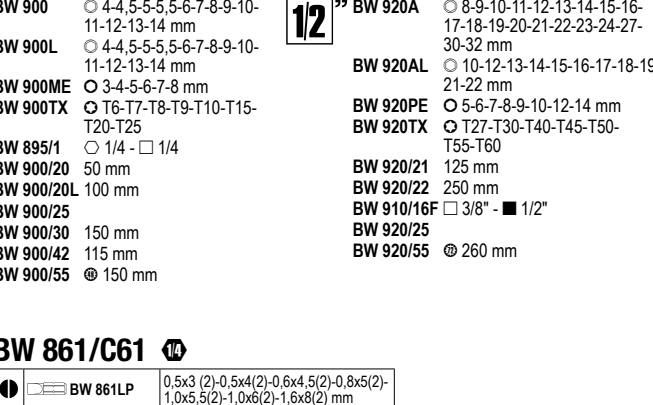
159

14"

BW 900 ○ 4-4,5-5-5,5-6-7-8-9-10-11-12-13-14 mm
BW 900L ○ 4-4,5-5-5,5-6-7-8-9-10-11-12-13-14 mm
BW 900ME ○ 3-4-5-6-7-8 mm
BW 900TX ○ T6-T7-T8-T9-T10-T15-T20-T25
BW 895/1 ○ 1/4 - □ 1/4
BW 900/20 50 mm
BW 900/20L 100 mm
BW 900/25
BW 900/30 150 mm
BW 900/42 115 mm
BW 900/55 ● 150 mm


12"

BW 920A ○ 8-9-10-11-12-13-14-15-16-17-18-19-20-21-22-23-24-27-30-32 mm
BW 920AL ○ 10-12-13-14-15-16-17-18-19-21-22 mm
BW 920PE ○ 5-6-7-8-9-10-12-14 mm
BW 920TX ○ T27-T30-T40-T45-T50-T55-T60
BW 920/21 125 mm
BW 920/22 250 mm
BW 910/16F □ 3/8" - ■ 1/2"
BW 920/25
BW 920/55 ● 260 mm



BW 861/C61


●	BW 861LP	0,5x3 (2)-0,5x4(2)-0,6x4,5(2)-0,8x5(2)-1,0x5,5(2)-1,0x6(2)-1,6x8(2) mm
⊕	BW 861PH	PH0(2)-PH1(7)-PH2(7)-PH3(2)
⊕	BW 861PZ	PZ0(2)-PZ1(3)-PZ2(3)-PZ3(2)
○	BW 861PE	1,5-2-2,5-3-4-4,5-5-5,5-6-8 mm
⊗	BW 861TX	T9-T10-T15-T20-T25 T27-T30-T40
□	BW 882M1	○ 1/4 - ● 1/4



60

38"

BW 55 ○ 6x7-8x9-10x11-12x13-14x15-16x17-18x19-20x22 mm
BW 90 ○ 6x7-8x9-10x11-12x13-14x15-16x17-18x19-20x22 mm
BW 910A ○ 6-7-8-9-10-11-12-13-14-15-16-17-18-19-20-21-22 mm
BW 910AL ○ 8-10-11-12-13-14-17-19 mm
BW 910PE ○ 4-5-6-7-8-9-10 mm
BW 910TX ○ T15-T20-T25-T27-T30-T40-T45
BW 910/20 75 mm
BW 910/22 150 mm
BW 910/25
BW 910/55 ● 205 mm
BW 920/15F □ 1/2" - ■ 3/8"



46

1201E ● 2,5x50-3x75-4x100-5,5x125-6,5x150-8x200 mm
1202E ● PH0x60-PH1x80-PH2x100-PH3x150 mm
1201EN ● 4x30 mm
1202EN ● PH1x30 mm
1207E/TX ○ T6-T7-T8-T9-T10-T15-T20-T25-T27-T30-T40-T45

BW 1256/C21-1

●	BW 1256LP	1,5-2-2,5 mm
⊕	BW 1256PH	PH0-PH1
⊕	BW 1256PZ	PZ0-PZ1
○	BW 1256PE	0,7-0,9-1,3-1,5-2-2,5-3 mm
⊗	BW 1256TX	T4-T5-T6-T7
⊗	BW 1256RTX	T8-T10-T15
4 mm		99 mm

BW 2400S 8/E-L

Cassettiera mobile con otto cassetti e assortimento di 398 utensili

- 8 cassetti da 588x367 mm, montati su guide telescopiche a sfera:
- 7 cassetti altezza 70 mm
- 1 cassetto altezza 210 mm
- Piano dei cassetti protetto da tappetini di gomma espansa
- Quattro ruote Ø 125 mm: 2 fisse e 2 girevoli (una con freno)
- Serratura di sicurezza centralizzata frontale
- Capacità di carico statico: 800 kg
- Piano di lavoro termoplastico
- Portaflaconi laterale integrato

NOVITÀ

800 kg



NUOVO ASSORTIMENTO MIGLIORATO!

€ 1.699,00



024006241



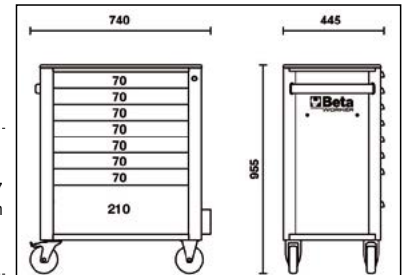

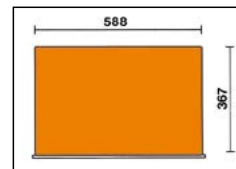
024006242



024006243



n°	h	↓ max
7	70 mm	25 kg
1	210 mm	30 kg



31

BW 42 6-7-8-9-10-11-12-13-14-15-16-17-18-19-20-21-22-23-24-27-30-32 mm
 BW 96BPC/SC9 ○ 1,5-2-2,5-3-4-5-6-8-10 mm



25

1201E ● 2,5x50-3x75-4x100-5,5x125-6,5x150-8x200 mm
 1201EN ● 4x30 mm
 1202E ● PH0x60-PH1x80-PH2x100-PH3x150 mm
 1202EN ● PH1x30 mm
 1207E/TX ● T6-T7-T8-T9-T10-T15-T20-T25-T27-T30-T40-T45
 BW 1253 ● 0,5x100 mm

196



- 1/4"**
- BW 900 ○ 4-4,5-5-5,5-6-7-8-9-10-11-12-13-14 mm
 - BW 900L ○ 4-4,5-5-5,5-6-7-8-9-10-11-12-13-14 mm
 - BW 900FTX ○ E4-E5-E6-E7-E8-E10
 - BW 900ME ○ 3-4-5-6-7-8 mm
 - BW 900TX ○ T6-T7-T8-T9-T10-T15-T20-T25
 - BW 900LP ● 0,8x4-1x5,5-1,2x6,5-1,2x8 mm
 - BW 900PH ● PH0-PH1-PH2-PH3
 - BW 895/1 ○ 1/4" - □ 1/4"
 - BW 900/20 50 mm
 - BW 900/20L 100 mm
 - BW 900/25 150 mm
 - BW 900/30 115 mm
 - BW 900/42 115 mm
 - BW 900/55 ● 150 mm

- 3/8"**
- BW 910A ○ 6-7-8-9-10-11-12-13-14-15-16-17-18-19-20-21-22-24 mm
 - BW 910AL ○ 8-10-11-12-13-14-17-19 mm
 - BW 910FTX ○ E6-E7-E8-E10-E11-E12-14
 - BW 910PE ○ 4-5-6-7-8-9-10 mm
 - BW 910TX ○ T15-T20-T25-T27-T30-40-T45
 - BW 910/21 125 mm
 - BW 910/22 150 mm
 - BW 910/25 ● 205 mm
 - BW 910/55 ○ 1/2" - ■ 3/8"
 - BW 920/15F □ 1/2" - ■ 3/8"

BW 861/C61

●	BW 861LP	0,5x3 (2)-0,5x4(2)-0,6x4,5(2)-0,8x5(2)-1,0x5,5(2)-1,0x6(2)-1,6x8(2) mm
+	BW 861PH	PH0(2)-PH1(7)-PH2(7)-PH3(2)
+	BW 861PZ	PZ0(2)-PZ1(3)-PZ2(3)-PZ3(2)
○	BW 861PE	1,5-2-2,5-3-4-4,5-5-5,5-6-8 mm
○	BW 861TX	T9-T10-T15-T20-T25 T27-T30-T40
○	BW 882M1	○ 1/4 - ● 1/4

BW 1256/C21-1

●	BW 1256LP	1,5-2-2,5 mm
+	BW 1256PH	PH0-PH1
+	BW 1256PZ	PZ0-PZ1
○	BW 1256PE	0,7-0,9-1,3-1,5-2-2,5-3 mm
○	BW 1256TX	T4-T5-T6-T7
○	BW 1256RTX	T8-T10-T15
4 mm		99 mm

78



- 1/2"**
- BW 920A ○ 8-9-10-11-12-13-14-15-16-17-18-19-20-21-22-23-24-27-30-32 mm
 - BW 920AL ○ 10-12-13-14-15-16-17-18-19-21-22-24-27-30-32 mm
 - BW 920FTX ○ E10-E12-E14-E16-E18-E20-E22-E24
 - BW 920PE ○ 5-6-7-8-9-10-12-14 mm
 - BW 920PE-L ○ 5-6-7-8-9-10-12-14 mm
 - BW 920TX ○ T27-T30-T40-T45-T50-T55-T60
 - BW 920TX-L ○ T30-T40-T45-T50-T55-T60-T70
 - BW 920/21 125 mm
 - BW 920/22 250 mm
 - BW 910/16F □ 3/8" - ■ 1/2"
 - BW 920/25 ● 260 mm
 - BW 920/55 ● 260 mm

30



- BW 55 ● 6x7-8x9-10x11-12x13-14x15-16x17-18x19-20x22-21x23-24x27-30x32 mm
- BW 90 ● 6x7-8x9-10x11-12x13-14x15-16x17-18x19-20x22-21x23-24x27-30x32 mm
- BW 97TX/SC8 ○ T9-T10-T15-T20-T25-T27-T30-T40

73



- 1032 ○ 19+60 mm
- 1034 ○ 19+60 mm
- 1036 ● 19+60 mm
- 1038 ● 19+60 mm
- BW 1048 250 mm
- BW 1052 190 - 240 mm
- BW 1098 220 mm
- BW 1082BM ≡ 160 mm
- BW 1150BM ≡ 180 mm
- BW 1166BM ● 200 mm
- BW 1168BM ● 200 mm
- BW 1128BMX 150 mm

25



- BW 30 Ø 2-3-4 mm
- BW 31 Ø 2-3-4-5-6-8 mm
- BW 32 Ø 4 mm
- BW 34 125-150-175 mm
- BW 36 150 mm
- BW 1370 ● 500 g
- BW 1390 Ø 35 mm
- BW 1692/3 3 mm
- BW 1712T 150+590 mm
- BW 1719BMA8/Q ■ 200 mm
- BW 1719BMA8/T ▲ 200 mm
- BW 1719BMA8/P I 200 mm
- BW 1719BMA8/M ● 200 mm
- BW 1719BMA8/R ● 200 mm
- BW 1737NX 270 mm
- 1771 18 mm

X
487

BW 2400S XL9/E-XL

Cassettiera mobile con nove cassetti, con sistema antiribaltamento, modello lungo, e assortimento di 487 utensili

- 9 cassetti da 882x367 mm, montati su guide telescopiche a sfera:
 - 8 cassetti altezza 70 mm
 - 1 cassetto altezza 140 mm
- Piano di lavoro in ABS ad alta resistenza, con 6 vaschette portaminuteria
- Frontalino in nylon ad alta resistenza, con porta-etichette integrato
- Piano dei cassetti protetto da tappetini di gomma espansa
- Quattro ruote Ø 125 mm:
 - 2 fisse e 2 girevoli (una con freno)
- Serratura di sicurezza centralizzata frontale
- Capacità di carico statico: 1.000 kg
- Portaflaconi laterale integrato

1000 kg



€ 2.499,00



024006251



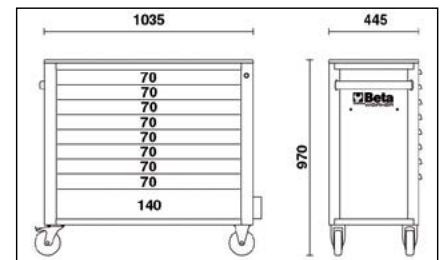
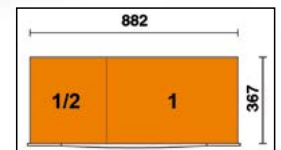
024006252



024006253



n°	h	max
8	70 mm	30 kg
1	140 mm	35 kg



196

1/4"	BW 900	○ 4-4,5-5-5,5-6-7-8-9-10-11-12-13-14 mm
	BW 900L	○ 4-4,5-5-5,5-6-7-8-9-10-11-12-13-14 mm
	BW 900FTX	⊗ E4-E5-E6-E7-E8-E10
	BW 900ME	○ 3-4-5-6-7-8 mm
	BW 900TX	⊕ T6-T7-T8-T9-T10-T15-T20-T25
	BW 900LP	● 0,8x4-1x5,5-1,2x6,5-1,2x8 mm
	BW 900PH	⊕ PH0-PH1-PH2-PH3
	BW 895/1	○ 1/4" - □ 1/4"
	BW 900/20	50 mm
	BW 900/20L	100 mm
	BW 900/25	150 mm
	BW 900/30	115 mm
	BW 900/42	115 mm
	BW 900/55	⊗ 150 mm

3/8"	BW 910A	○ 6-7-8-9-10-11-12-13-14-15-16-17-18-19-20-21-22-24 mm
	BW 910AL	○ 8-10-11-12-13-14-17-19 mm
	BW 910FTX	⊗ E6-E7-E8-E10-E11-E12-14
	BW 910PE	○ 4-5-6-7-8-9-10 mm
	BW 910TX	⊕ T15-T20-T25-T27-T30-40-T45
	BW 910/20	75 mm
	BW 910/22	150 mm
	BW 910/25	
	BW 910/55	⊗ 205 mm
	BW 920/15F	□ 1/2" - ■ 3/8"

BW 861/C61

●	BW 861LP	0,5x3 (2)-0,5x4(2)-0,6x4,5(2)-0,8x5(2)-1,0x5,5(2)-1,0x6(2)-1,6x8(2) mm
⊕	BW 861PH	PH0(2)-PH1(7)-PH2(7)-PH3(2)
⊕	BW 861PZ	PZ0(2)-PZ1(3)-PZ2(3)-PZ3(2)
○	BW 861PE	1,5-2-2,5-3-4-4,5-5-5,5-6-8 mm
⊕	BW 861TX	T9-T10-T15-T20-T25 T27-T30-T40
○	BW 882M1	○ 1/4 - ● 1/4

BW 1256/C21-1

●	BW 1256LP	1,5-2-2,5 mm
⊕	BW 1256PH	PH0-PH1
⊕	BW 1256PZ	P20-PZ1
○	BW 1256PE	0,7-0,9-1,3-1,5-2-2,5-3 mm
⊕	BW 1256TX	T4-T5-T6-T7
⊕	BW 1256RTX	T8-T10-T15
4 mm		99 mm



31

BW 42 6-7-8-9-10-11-12-13-14-15-16-17-18-19-20-21-22-23-24-27-30-32 mm
BW 96BPC/SC9 1,5-2-2,5-3-4-5-6-8-10 mm



30

BW 55 6x7-8x9-10x11-12x13-14x15-16x17-18x19-20x22-21x23-24x27-30x32 mm
BW 90 6x7-8x9-10x11-12x13-14x15-16x17-18x19-20x22-21x23-24x27-30x32 mm
BW 97TX/SC8 T9-T10-T15-T20-T25-T27-T30-T40



13

1032	19+60 mm	BW 1098	220 mm
1034	19+60 mm	BW 1082BM	160 mm
1036	19+60 mm	BW 1150BM	180 mm
1038	19+60 mm	BW 1166BM	200 mm
BW 1048	250 mm	BW 1168BM	200 mm
BW 1052	190 - 240 mm	BW 1128BMX	150 mm



78

BW 920A 8-9-10-11-12-13-14-15-16-17-18-19-20-21-22-23-24-27-30-32 mm
BW 920AL 10-12-13-14-15-16-17-18-19-21-22-24-27-30-32 mm
BW 920FTX E10-E12-E14-E16-E18-E20-E22-E24
BW 920PE 5-6-7-8-9-10-12-14 mm
BW 920PE-L 5-6-7-8-9-10-12-14 mm
BW 920TX T27-T30-T40-T45-T50-T55-T60
BW 920TX-L T30-T40-T45-T50-T55-T60-T70
BW 920/21 125 mm
BW 920/22 250 mm
BW 910/16F 3/8" - 1/2"
BW 920/25 3/8" - 1/2"
BW 920/55 260 mm

12"



25

1201E 2,5x50-3x75-4x100-5,5x125-6,5x150-8x200 mm
1201EN 4x30 mm
1202E PH0x60-PH1x80-PH2x100-PH3x150 mm
1202EN PH1x30 mm
1207E/TX T6-T7-T8-T9-T10-T15-T20-T25-T27-T30-T40-T45
BW 1253 0,5x100 mm



25

BW 720 10-12-13-15-17-19-21-24 mm
BW 720L 17-19-21-22 mm
BW 720/21 125 mm
BW 900/16 1/4" - 3/8"
BW 910/15 3/8" - 1/4"
BW 910/16F 3/8" - 1/2"
BW 920/15F 1/2" - 3/8"
BW 920/16 1/2" - 3/4"
BW 943FL 6-7-8 mm
BW 1687D 153 mm
BW 1687U 153 mm
BW 1687A 153 mm
BW 1687AC 153 mm




4

BW 1370 500 g
BW 1380 1000 g
BW 1390 35 mm
BW 1737NX



30

BW 141 8-9-10-11-12-13-14-15-17-19 mm
BW 410/SP19 1+10 mm x 0.5 mm
BW 1725CR 260 mm



77

BW 977TX T8-T9-T10-T15-T20-T25-T27-T30-T40
BW 1682 300 mm
BW 1650 150 mm



23

BW 30	2-3-4 mm	BW 1719BMA8/T	200 mm
BW 31	2-3-4-5-6-8 mm	BW 1719BMA8/P	200 mm
BW 32	4 mm	BW 1719BMA8/M	200 mm
BW 34	125-150-175 mm	BW 1719BMA8/R	200 mm
BW 1692/3	3 m	BW 1719BMA8/Q	200 mm
BW 1712T	150+590 mm	1771	18 mm
BW 1725	420 mm	BW 1833S	200 lumen



51

BW 1149F 175 mm
BW 1602 0,75+6 mm²
BW 1603 1,25+5,5 mm²
BW 1606T 0,1+10 mm²
BW 1608 0,5+6 mm²



8

943E 6-7-8-9-10-11-12-13 mm



8

BW 96T 2-2,5-3-4-5-6-7-8 mm

LA TUA OFFICINA SU RUOTE!

**X
716**

BW 2400S XL9/E-XXL

Cassettiera mobile con nove cassetti, con sistema antiribaltamento, modello lungo, e assortimento di 716 utensili - unico in Italia!

- 9 cassetti da 882x367 mm, montati su guide telescopiche a sfera:
 - 8 cassetti altezza 70 mm
 - 1 cassetto altezza 140 mm
- Piano di lavoro in ABS ad alta resistenza, con 6 vaschette portaminuteria
- Frontalino in nylon ad alta resistenza, con porta-etichette integrato
- Piano dei cassetti protetto da tappetini di gomma espansa
- Quattro ruote Ø 125 mm:
 - 2 fisse e 2 girevoli (una con freno)
- Serratura di sicurezza centralizzata frontale
- Capacità di carico statico: 1.000 kg
- Portaflaconi laterale integrato

1000 kg



€ 2.899,00



024006254



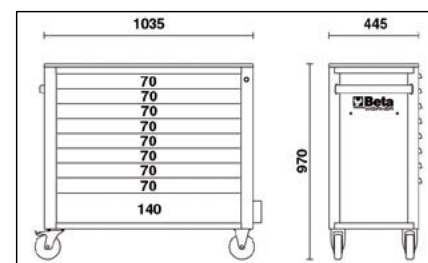
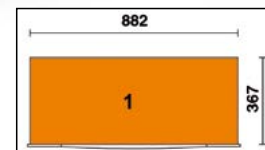
024006255



024006256



n°	h	max
8	70 mm	30 kg
1	140 mm	35 kg



214



BW 97TX/SC8 ○ T9-T10-T15-T20-T25-T27-T30-T40
 BW 97TTX ○ T8-T9-T10-T15-T20-T25-T27-T30-T40

3/8" BW 910A ○ 6-7-8-9-10-11-12-13-14-15-16-17-18-19-20-21-22-24 mm
 BW 910AL ○ 8-10-11-12-13-14-17-19 mm
 BW 910FTX ⊗ E6-E7-E8-E10-E11-E12-E14
 BW 910PE ○ 4-5-6-7-8-9-10 mm
 BW 910TX ○ T15-T20-T25-T27-T30-T40-T45

BW 910/20 75 mm
 BW 910/22 150 mm
 BW 910/25
 BW 910/55 ⊗ 200 mm
 BW 920/15F □ 1/2" - ■ 3/8"

1/4" BW 900 ○ 4-4,5-5-5,5-6-7-8-9-10-11-12-13-14 mm
 BW 900L ○ 4-4,5-5-5,5-6-7-8-9-10-11-12-13-14 mm
 BW 900FTX ⊗ E4-E5-E6-E7-E8-E10
 BW 900ME ○ 3-4-5-6-7-8-10 mm
 BW 900TX ○ T6-T7-T8-T9-T10-T15-T20-T25
 BW 900LP ● 0,8x4-1,0x5,5-1,2x6,5-1,2x8 mm

BW 900PH ⊕ PH0-PH1-PH2-PH3
 BW 895/1 ⊕ 1/4"
 BW 900/20 50 mm
 BW 900/20L 100 mm
 BW 900/25
 BW 900/30 150 mm
 BW 900/42 115 mm
 BW 900/55 ⊗ 150 mm

BW 861/C61

●	BW 861LP	0,5x3 (2)-0,5x4(2)-0,6x4,5(2)-0,8x5(2)-1,0x5,5(2)-1,0x6(2)-1,6x8(2) mm
⊕	BW 861PH	PH0(2)-PH1(7)-PH2(7)-PH3(2)
⊕	BW 861PZ	PZ0(2)-PZ1(3)-PZ2(3)-PZ3(2)
○	BW 861PE	1,5-2-2,5-3-4-4,5-5-5,5-6-8 mm
⊗	BW 861TX	T9-T10-T15-T20-T25 T27-T30-T40
○	BW 882M1	○ 1/4 - ● 1/4



BW 1256/C21-1

●	BW 1256LP	1,5-2-2,5 mm
⊕	BW 1256PH	PH0-PH1
⊕	BW 1256PZ	PZ0-PZ1
○	BW 1256PE	0,7-0,9-1,3-1,5-2-2,5-3 mm
⊗	BW 1256TX	T4-T5-T6-T7
⊗	BW 1256RTX	T8-T10-T15
4 mm		99 mm





- 12**''
- BW 720L ○ 10-12-13-15-17-19-21-24-27-30 mm
 - BW 720/21 125 mm
 - BW 720/25 64 mm
 - BW 910/16F □ 3/8" - ■ 1/2"
 - BW 920/16 □ 1/2" - ■ 3/4"
 - BW 920A ○ 8-9-10-11-12-13-14-15-16-17-18-19-20-21-22-23-24-27-30-32 mm
 - BW 920AL ○ 10-12-13-14-15-16-17-18-19-21-22-24-27-30-32 mm
 - BW 920FTX ○ E10-E12-E14-E16-E18-E20-E22-E24
 - BW 920PE ○ 5-6-7-8-9-10-12-14 mm
 - BW 920PE-L ○ 5-6-7-8-9-10-12-14 mm
 - BW 920PE-XL ○ 10-12-14 mm
 - BW 920TX ○ T27-T30-T40-T45-T50-T55-T60
 - BW 920TX-L ○ T30-T40-T45-T50-T55-T60-T70
 - BW 920TX-XL ○ T45-T50-T55
 - BW 920/21 125 mm
 - BW 920/22 250 mm
 - BW 920/25 250 mm
 - BW 920/55 ⊕ 260 mm




- 943E ○ 5-5,5-6-7-8-9-10-11-12-13-14 mm
- 1201E ● 2,5x50-3x75-4x100-5,5x125-6,5x150-8x200 mm
- 1202E ● PH0x60-PH1x80-PH2x100-PH3x150 mm
- 1201EN ● 4x30 mm
- 1202EN ● PH1x30 mm
- 1207E/TX ○ T6-T7-T8-T9-T10-T15-T20-T25-T27-T30-T40-T45



- BW 96BPC/SC9 ○ 1,5-2-2,5-3-4-5-6-8-10 mm
- BW 410/SP19 1+10 mm x 0,5 mm
- BW 666N/20 40+20 Nm
- BW 720 ○ 10-12-13-15-17-19-21-24-27-30 mm
- BW 867PE ○ 4-5-6-7-8-10-12 mm
- BW 867PE/L ○ 4-5-6-7-8-10-12 mm
- BW 867XZ/NL ○ 4-5-6-7-8-10-12 mm
- BW 867XZ/L ○ 5-6-8-10-12 mm
- BW 867TX ○ T20-T25-T30-T40-T45-T50-T55
- BW 867TX/L ○ T20-T25-T30-T40-T45-T50-T55
- BW 867RTX ⊕ T20-T25-T30-T40-T45-T50-T55
- BW 867RTX/L ⊕ T20-T25-T30-T40-T45-T50-T55
- BW 867RIB/E ○ 5-6-7-8-9-10-11-12-13 mm
- BW 867RIB/E/L ○ 5-6-7-8-9-10-11-12-13 mm
- BW 1253 ● 0,5x100 mm
- BW 1257LP ● 2,0-2,5-3,0 mm
- BW 1257PH ● PH00-PH0-PH1
- BW 1257TX ○ T5-T6-T7-T8-T9-T10
- BW 1728BM
- BW 1728LA
- BW 867RTX/L ⊕ T20-T25-T30-T40-T45-T50-T55



- BW 42 ⊕ 6-7-8-9-10-11-12-13-14-15-16-17-18-19-20-21-22-23-24-27-30-32 mm
- BW 55 ⊕ 6x7-8x9-10x11-12x13-14x15-16x17-18x19-20x22-21x23-24x27-30x32 mm
- BW 141 ⊕ 8-9-10-11-12-13-14-15-16-17-18-19 mm



- BW 90 ⊕ 6x7-8x9-10x11-12x13-14x15-16x17-18x19 mm
- BW 96T ○ 2-2,5-3-4-5-6-7-8-10 mm
- BW 1098 220 mm
- BW 1650 150 mm
- BW 1682 300 mm
- BW 1687/S4
- BW 192 8x10/12x13 mm
- BW 192 16x17/18x19 mm
- BW 1719BMA8/Q ■ 200 mm
- BW 1719BMA8/T ▲ 200 mm
- BW 1719BMA8/P ▮ 200 mm
- BW 1719BMA8/M ▽ 200 mm
- BW 1719BMA8/R ● 200 mm



- BW 943FL ○ 6-7-8 mm
- BW 1692/5 5 m
- BW 1712T 148+665 mm
- BW 1606T 0,08+6 ⇨ mm²
- BW 1608 0,5+6 ⇨ mm²
- BW 1725 420 mm
- BW 1725CR 250 mm
- BW 1737NX 270 mm
- 1771 18 mm
- BW 1771RL 10x 18 mm
- BW 1833S 200 lumen
- BW 1715
- BW 1720/B6
- BW 1128BMX 150 mm
- BW 1149F 0,2+6 ⇨ mm²
- BW 1602 0,75+6 ⇨ mm²
- BW 1603 1,25+5,5 ⇨ mm²

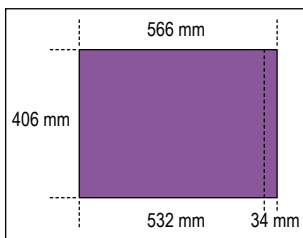
059456301

BW 5945/2023

Assortimento di 268 utensili per utilizzo universale, in vassoio morbido in EVA

€ 890,00

X
268



per **C45PRO**



17

- BW 96T ○ 2-2,5-3-4-5-6-7-8 mm
- BW 34 150-175 mm
- BW 1370 300 g
- BW 1390 ∅ 35 mm
- BW 1719BMA8/Q ■ 200 mm
- BW 1719BMA8/T ▲ 200 mm
- BW 1719BMA8/P ▽ 200 mm
- BW 1719BMA8/M ▽ 200 mm
- BW 1719BMA8/R ● 200 mm



- BW 97TTX ○ T10-T15-T20-T25-T30
- 1038 ● 19+60 mm
- 1036 ● 19+60 mm
- 1034 ○ 19+60 mm
- 1032 ○ 19+60 mm
- BW 1166BM ● 160 mm
- BW 1150BM = 180 mm
- BW 1082BM < 160 mm
- BW 1052 240 mm
- BW 1048 250 mm

36

BW 1256/C21-1

⊖	BW 1256LP	1,5-2-2,5 mm
⊕	BW 1256PH	PH0-PH1
⊕	BW 1256PZ	PZ0-PZ1
○	BW 1256PE	0,7-0,9-1,3-1,5-2-2,5-3 mm
⊖	BW 1256TX	T4-T5-T6-T7
⊕	BW 1256RTX	T8-T10-T15
4 mm		99 mm



30

- BW 96BPC/SC9 ○ 1,5-2-2,5-3-4-5-6-8-10 mm
- BW 42 ○ 6-7-8-9-10-11-12-13-14-15-16-17-18-19-20-21-22-24-27-30-32 mm



- 1202E ● PH0x60-PH1x80-PH2x100-PH3x150 mm
- 1202EN ● PH1X30 mm
- 1207E/TX ○ T6-T7-T8-T9-T10-T15-T20-T25-T27-T30-T40-T45
- 1201EN ● 4x30 mm
- 1201E ● 2,5x50-3x75-4x100-5,5x125-6,5x150-8x200 mm
- BW 1253 ● 3x100 mm

25



160

- 1/4" BW 900 ○ 4-4,5-5-5,5-6-7-8-9-10-11-12-13-14 mm
- BW 900L ○ 5-6-7-8-9-10-11-12-13 mm
- BW 900LP ● 0,8x4-1,0x5,5-1,2x6,5-1,2x8,0 mm
- BW 900PH ● PH1-PH2-PH3
- BW 900ME ○ 3-4-5-6-7 mm
- BW 900TX ○ T10-T15-T20-T25-T27-T30
- BW 900/20 50 mm
- BW 900/20L 100 mm
- BW 900/25 150 mm
- BW 900/30 150 mm
- BW 895/1 ○ 1/4" - □1/4"
- BW 895/3 ○ 1/4" - □3/8"
- BW 895/6 ○ 5/16" - □1/2"
- BW 900/42 115 mm
- BW 900/55 ● 150 mm

- 12" BW 895/6 ○ 5/16" - □1/2"
- BW 956C ○ 16 mm - 20,8 mm
- BW 920/15F □ 1/2" - ■ 3/8"
- BW 910/22 150 mm
- BW 910/55 ● 205 mm
- BW 920/55 ● 260 mm
- BW 920A ○ 8-10-11-12-13-14-15-16-17-18-19-20-21-22-23-24-26-27-28-30-32 mm
- BW 920/25 125 mm
- BW 920/21 125 mm
- BW 920/22 255 mm

BW 861/C61

⊖	BW 861LP	0,5x3 (2)-0,5x4(2)-0,6x4,5(2)-0,8x5(2)-1,0x5,5(2)-1,0x6(2)-1,6x8(2) mm
⊕	BW 861PH	PH0(2)-PH1(7)-PH2(7)-PH3(2)
⊕	BW 861PZ	PZ0(2)-PZ1(3)-PZ2(3)-PZ3(2)
○	BW 861PE	1,5-2-2,5-3-4-4,5-5-5,5-6-8 mm
⊖	BW 861TX	T9-T10-T15-T20-T25 T27-T30-T40
	BW 882M1	○ 1/4 - ● 1/4

- 3/8" BW 895/6 ○ 5/16" - □1/2"
- BW 910A ○ 6-7-8-9-10-11-12-13-14-15-16-17-18-19-20-21-22 mm
- BW 910/20 75 mm
- BW 910/22 150 mm
- BW 910/25 150 mm
- BW 910/16F □ 3/8" - ■ 1/2"



012566122



BW 1256/C21-1

Microgiravite con 21 inserti intercambiabili da 4 mm e impugnatura

X
22

€ 16,50

●		BW 1256LP	1,5-2-2,5 mm
⊕		BW 1256PH	PH0-PH1
⊕		BW 1256PZ	PZ0-PZ1
○		BW 1256PE	0,7-0,9-1,3-1,5-2-2,5-3 mm
⊗		BW 1256TX	T4-T5-T6-T7
⊕		BW 1256RTX	T8-T10-T15
4 mm			99 mm



008606992



BW 860EA/31

Serie di 30 inserti con portainseri, in astuccio tascabile

X
31

€ 19,50

●		BW 861LP	0,5x3-0,6x4,5-0,8x5,5-1,0x5,5-1,2x6,5-1,6x8 mm
⊕		BW 861PH	1-2-3
⊕		BW 861PZ	1-2-3
○		BW 861PE	2-3-4-5-6-8 mm
⊗		BW 861TX	T8-T9-T10-T15-T20-T25-T27-T30-T40
○		BW 861PQ	1-2-3 mm
		BW 882M1	○ 1/4 - ● 1/4



008616961



BW 861/C61

Serie di 60 inserti con portainseri magnetico, in astuccio tascabile

X
61

€ 29,50

●		BW 861LP	0,5x3 (2)-0,5x4(2)-0,6x4,5(2)-0,8x5(2)-1,0x5,5(2)-1,0x6(2)-1,6x8(2) mm
⊕		BW 861PH	PH0(2)-PH1(7)-PH2(7)-PH3(2)
⊕		BW 861PZ	PZ0(2)-PZ1(3)-PZ2(3)-PZ3(2)
○		BW 861PE	1,5-2-2,5-3-4-4,5-5-5,5-6-8 mm
⊗		BW 861TX	T9-T10-T15-T20-T25 T27-T30-T40
		BW 882M1	○ 1/4 - ● 1/4

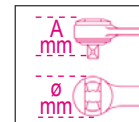


Cricchetto reversibile con attacco quadro maschio, cromato

- Ingombro minimo della testa
- Inversione con una sola mano



	L mm	Ø mm	A mm	■	Denti		€
BW 900E/55	127	26	25	1/4"		009006880	€ 27,00
BW 910E/55	200	31	33	3/8"		009106880	€ 29,00
BW 920E/55	264	40	43	1/2"		009206880	€ 35,00

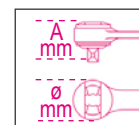


Cricchetto reversibile con attacco quadro maschio, cromato

- Ingombro minimo della testa
- Inversione con una sola mano
- Pulsante di rilascio della bussola



	L mm	Ø mm	A mm	■	Denti		€
BW 900/55	150	23	37	1/4"		009006870	€ 27,00
BW 910/55	200	30	38	3/8"		009106872	€ 29,00
BW 920/55	250	37	42	1/2"		009206872	€ 35,00

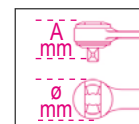


Cricchetto reversibile con attacco quadro maschio 3/4" cromato

- Meccanismo a 24 denti
- Angolo di ripresa di 15°



	L mm	Ø mm	A mm	■	Denti		€
BW 928/55	505	59	60	3/4"		009286862	€ 93,00



Beta

WORKER



Le immagini sono indicative, Beta Utensili si riserva il diritto di apportare aggiornamenti e migliorie alla propria gamma produttiva senza alcun preavviso.



VITERIA 2000 Srl
P. IVA 01398380939

Via Jacopo Linussio, 1
33170 Pordenone (PN)
Tel. 0434 630825/6
Fax 0434 639721
info@viteria2000.it
www.viteria2000.it

Filiale di Genova
Via Giacomo Soliman, 62
16154 Genova (GE)
Tel. 348 8908708
genova@viteria2000.it

Filiale di Ancona
Via Guglielmo Marconi, 8
60125 Ancona (AN)
Tel. 344 1200215
ancona@viteria2000.it

Filiale di Marghera
Via delle Industrie, 23
30175 Venezia VE
Tel. 041 937657
info@viteria2000.it

Filiale di Monfalcone
Via Callisto Cosulich, 42
34074 Monfalcone (GO)
Tel. 0481 485512
monfalcone@viteria2000.it

Beta Utensili S.p.A.
via Volta, 18 - 20845 Sovico (MB)
tel +39 039 20771
www.beta-tools.com

